





Soft Home International Thread Selection Guide

American & Efid, Inc.
Global Retail Solutions Dept.
P.O. Box 507
Mt. Holly, North Carolina 28120
Tel#: (704) 827-4311
Fax#: (704) 827-0974

There Is A Difference!







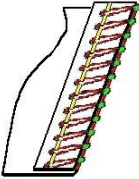
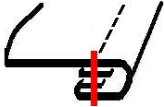


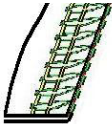

SOFT HOME - THREAD APPLICATION GUIDE


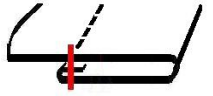

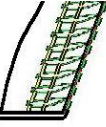
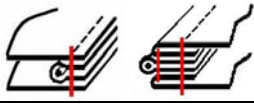





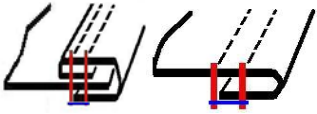
Bedding

- Sheets – Flat
- Sheets – Fitted
- Pillows (Bedding)
- Pillow Cases
- Blankets

		<u>THREAD SELECTION #1</u>	<u>THREAD SELECTION #2</u>
<u>Product Type</u>	<u>Operation and/ or Stitch Type</u>	<u>Where SEAM QUALITY is Critical?</u>	<u>Where Price Point is the Major Consideration?</u>
Sheets-Flat	Hemming Edges: 301 Lockstitch 	T-24 Perma Core®	T-27 Perma Spun®
	401 Chainstitch 	T-24 Perma Core® Alternative: Loopers: T-21 Perma Spun® or T-24 Wildcat Plus®	T-27 Perma Spun® Alternative: Loper: T-21 Perma Spun®
Pillow Cases	Hem: 301 Lockstitch Seams 	Needles & Bobbin : T-24 or T-30 Perma Core® Alternative: Loper: T-21 Perma Spun® or T-24 / T-35 Wildcat Plus®	T-27 or T-40 Perma Spun® T-27 Perma Spun® Alternative: Loper: T-21 Perma Spun®
	Seam: 514 4-Thread Overedge 516 5-thread Safetystitch 	T-24 Perma Core® Alternative: Loper: T-24 /T-35 Wildcat Plus®	T-27 Perma Spun® Alternative: Loper: T-24 /T-35 Wildcat Plus®

		<u>THREAD SELECTION #1</u>	<u>THREAD SELECTION #2</u>
<u>Product Type</u>	<u>Operation and/ or Stitch Type</u>	Where SEAM QUALITY is Critical?	Where Price Point is the Major Consideration?
Sheets-Fitted	Attaching Elastic: 504 1N 3-thread Overedge 514 2N 4-thread Overedge 	T-27 Perma Spun® Alternative: T-24 & T-35 Wildcat Plus®	T-27 Perma Spun® Alternative Loper: T-21 Perma Spun®
	Hemming Edges w Elastic: 301 Lockstitch 401 Chainstitch 	T-24 Perma Core® Alternative Loper: T-24 Wildcat Plus®	T-27 Perma Spun® Alternative Loper: T-21 Perma Spun®
Sheets-Fitted (continued)	Corners: 301 Lockstitch 	Needles & Bobbins : T-24 Perma Core®	T-27 Perma Spun®
	516 - 5-thread Safetystitch 514 2N 4-thread Overedge 	T-27 Perma Spun Alternative: Loper: T-24 or T-35 Wildcat Plus®	T-27 Perma Spun Alternative Loper: T-21 Perma Spun®
Pillows (Bed)	Internal Seams: 514 Overedge Stitch 	T-24 Perma Core® Alternative: Loopers – T-27 Perma Spun® or T-35 Wildcat Plus®	T-27 Perma Spun® Alternative Loper: T-21 Perma Spun®
	Set Binding/Piping & Topstitch: 301 Lockstitch 	T-24 or T-30 Perma Core®	T-27 or T-40 Perma Spun®



		<u>THREAD SELECTION #1</u>	<u>THREAD SELECTION #2</u>
<u>Product Type</u>	<u>Operation and/ or Stitch Type</u>	<u>Where SEAM QUALITY is Critical?</u>	<u>Where Price Point is the Major Consideration?</u>
Pillow Cases	Hem: 301 Lockstitch Hem 	Needles & Bobbin : T-24 or T-30 Perma Core® Alternative: Loper: T-21 Perma Spun® or T-24 / T-35 Wildcat Plus®	T-27 or T-40 Perma Spun® T-27 Perma Spun® Alternative: Loper: T-21 Perma Spun®
	401 Chainstitch Hems 		
	Seam: 515 4-Thread Overedge 516 5-thread Safetystitch 	T-24 Perma Core® Alternative: Loper: T-24 /T-35 Wildcat Plus®	T-27 Perma Spun® Alternative: Loper: T-24 /T-35 Wildcat Plus®
Pillows (Bed)	Internal Seams: 514 Overedge Stitch 	T-24 Perma Core® Alternative: Loopers – T-27 Perma Spun® or T-35 Wildcat Plus®	T-27 Perma Spun® Alternative Loper: T-21 Perma Spun®
	Set Binding/Piping & Topstitch: 301 Lockstitch 	T-24 or T-30 Perma Core®	T-27 or T-40 Perma Spun®
Blankets	Hem: 301 	T-24 or T-30 Perma Core®	T-27 or T-40 Perma Spun®
	Bind Edges: 304 Zig Zag Lockstitch Seams 	T-24 or T-30 Perma Core®	T-27 or T-40 Perma Spun®

		THREAD SELECTION #1	THREAD SELECTION #2
Product Type	Operation and/ or Stitch Type	Where SEAM QUALITY is Critical?	Where Price Point is the Major Consideration?
	<p>Merrow Blanket Stitch Edge</p> 	T-120 up to T-210 Spun Poly	T-120 up to T-210 Spun Poly
	<p>Bind or Hem Edges:</p> <p>406 2N Bottom Coverstitch</p> 	<p>T-24 Perma Core®</p> <p>Alternative: Loopers – T-21 Perma Spun® or T-35 Wildcat Plus®</p>	<p>T-27 Perma Spun®</p> <p>Alternative Loper: T-21 Perma Spun® or T-24 Wildcat Plus®</p>

SOFT HOME - THREAD APPLICATION GUIDE



Bedding
 Comforter
 Duvet
 Bedspread
 Pillows (Decorative)
 Pillow Sham


<u>Bedding</u> (continued)		<u>THREAD SELECTION #1</u>	<u>THREAD SELECTION #2</u>
<u>Product Type</u>	<u>Operation and/ or Stitch Type</u>	<u>Where SEAM QUALITY is Critical?</u>	<u>Where Price Point is the Major Consideration?</u>
Comforters / Duvet / Bedspreads	Attach Fiberfill to Shell – 301 Lockstitch	T-24 or T-30 Perma Core®	T-27 or T-40 Perma Spun®
	Close Sides - 516 Safetystitch Seams 	T-24 or T-30 Perma Core® Alternative: Loopers - 27 Perma Spun®	T-27 or T-40 Perma Spun®
	Turn & Close End - 301 Lockstitch Seams 	T-24 or T-30 Perma Core®	T-27 or T-40 Perma Spun®
	Single Ndl. Scroll Quilt - 301 Lockstitch	T-27 Anequilt® Alternative : T-24 or T-30 Perma Core®	T-27 Perma Spun®
	Multi Needle Quilting - 301 Lockstitch	T-24 or T-30 Perma Core® Alternative : T-24 or T-30 Perma Core®	T-27 or T-40 Perma Spun®
Pillows (Decorative)	301 Lockstitch Seams	T-45 Anefil® Nylon / Poly Alternative: T-40 Perma Core®	T-40 Perma Spun® Alternative: T-60 Perma Spun®
Pillow Sham	301 Lockstitch Seams & Topstitch	T-30 & T40 Perma Core®	T-40 Perma Spun®
	401 Chainstitch Seams	T-30 & T40 Perma Core® Alternative: Loopers: T-27 or T-40 Perma Spun®	T-40 Perma Spun® Alternative: Loopers: T-27 Perma Spun®

SOFT HOME - THREAD APPLICATION GUIDE




Window Coverings







Curtains & Valances (Kitchen & Bath)
Drapes

		<u>THREAD SELECTION #1</u>	<u>THREAD SELECTION #2</u>
<u>Product Type</u>	<u>Operation and/ or Stitch Type</u>	<u>Where SEAM QUALITY is Critical?</u>	<u>Where Price Point is the Major Consideration?</u>
Curtains & Valances (Kitchen & Bath)	Hem & Seaming: 301 Lockstitch Seams	T-24 or T-30 Perma Core®	T-27 or T-40 Perma Spun®
	Hem & Seaming: 401 Chainstitch Seams	T-24 or T-30 Perma Core® Alternative Loper: T-21 or T-27 Perma Spun®	T-27 Perma Spun® Alternative Loper: T-21 Perma Spun®
Drapes	Hem & Seaming: 301 Lockstitch Seams	T-24 or T-30 Perma Core®	T-27 or T-40 Perma Spun®
	Blindstitch Bottom: 103 Stitch 	T-24 Perma Core® Alternative: T-35 or T-45 Clearlon	T-27 Perma Spun® Alternative: T-35 or T-45 Clearlon

SOFT HOME - THREAD APPLICATION GUIDE








Kitchen
 Napkins
 Table Clothes
 Place-Mats
 Pot Holders

		<u>THREAD SELECTION #1</u>	<u>THREAD SELECTION #2</u>
<u>Product Type</u>	<u>Operation and/ or Stitch Type</u>	<u>Where SEAM QUALITY is Critical?</u>	<u>Where Price Point is the Major Consideration?</u>
Napkins/Table clothes	Hem Edges: 301 Lockstitch 	T-24 or T-30 Perma Core®	T-27 or T-30 Perma Spun®
	401 Chainstitch 	T-24 or T-30 Perma Core® Alternative: Loopers: T-21 Perma Spun or T-35 Wildcat Plus®	T-27 Perma Spun® Alternative: Loopers: T-21 Perma Spun® or T-24 Wildcat Plus®
	Pearl Edge – 504/505 Overedge Matte Stitch 	T-24 Perma Core Alternative: Loopers: T-21 Perma Spun or T-35 Wildcat Plus®	T-27 Perma Spun® Alternative: Loopers: T-21 Perma Spun®
	Pearl Edge – 504/505 Overedge High Sheen	Tkt. 40 Super Brite Poly (trilobal poly)	Tkt. 40 Super Brite Poly (trilobal poly) or T-35 Wildcat Plus®
Place-Mats	"Purl" Stitch – 504/505 Stitch 	T-24 Perma Core Alternative: Loopers: T-21 Perma Spun or T-35 Wildcat Plus®	T-27 Perma Spun® Alternative: Loopers: T-21 Perma Spun®
	Bind edges - 301 Lockstitch 	T-30 or T-40 Perma Core®	T-27 or T-40 Perma Spun®
Oven Mit or Pot Holders	Stitch & Topstitch: 301 Lockstitch Seams, Binding Edges 	T-40 Nomex® Alternative : T-40 D-Core®	T-27 or T-40 Perma Spun®

SOFT HOME - THREAD APPLICATION GUIDE



Bath
 Towels
 Wash Clothes
 Shower Curtains

		THREAD SELECTION #1	THREAD SELECTION #2
<u>Product Type</u>	<u>Operation and/ or Stitch Type</u>	Where SEAM QUALITY is Critical?	Where Price Point is the Major Consideration?
Towels & Hand Towels	Hem: 301 Chainstitch Seams 	T-24 or T-30 Perma Core®	T-27 or T-40 Perma Spun®
	401 Lockstitch Seams 	T-24 or T-30 Perma Core®	T-27 Perma Spun®
Washcloths	504 /505 Three Thrd. Overedge Seams 	T-24 Perma Core® Alternative : T-35 Wildcat-Plus®	T-27 Perma Spun® Alternative : T-35 Wildcat-Plus®
Shower Curtains	Hem: 301 Lockstitch Seams 	T-24 or T-30 Perma Core®	T-27 Perma Spun®
	401 Chainstitch Seams 	T-24 or T-30 Perma Core®	T-27 Perma Spun®

<u>A&E Brand Names</u>	<u>Description</u>
<i>Perma Core®</i>	Polyester Wrapped Poly Core
<i>Perma Spun®, Excell®</i>	Spun Polyester
<i>Wildcat Plus®</i>	Textured (bulk) Polyester
<i>Anefil® STX Poly</i>	Twisted Multifilament Polyester - Soft
<i>Anefil® Nylon /Poly BT</i>	Twisted Multifilament Bonded
<i>Anequilt®</i>	100% Nylon Monocord
<i>Clearlon®</i>	100% Nylon Monofilament



Thread Construction & A&E Brand	Application	Tex Size	Old A&E Tkt #	Metric	Far East	D-tex	Cotton Count	Avg.* Strength (lbs.)	Avg.* Strength (grms.)	Avg.* Strength (N)	Ndl Sz.** Min. Sz.
Cotton Wrapped Poly Core D-Core®	Light Weight	T-24	XF-100	120	M120	120/2	46/2	2.2	1007	9.9	75 / 11
		T-35	MF-70	100	M100	175/2	33/2	3.0	1361	13.3	80 / 12
	Medium Weight	T-40	M-50	75	M75	200/2	28/2	3.6	1633	16.0	90 / 14
		T-50	MH-40	60	M60	167/3	33/3	4.6	2087	20.5	100 / 16
	Heavy Weight	T-60	T-60	50	M50	200/3	18/2	7.2	3266	32.0	110 / 18
		T-80	T-80H	40	M40	267/3	15/2	7.6	3447	33.8	120 / 19
		T-105	T-100	30	M30	525/2	12/2	8.0	3674	36.0	125 / 20
	Ex-Heavy Weight	T-120		25	M25	400/3	15/3	11.3	5126	50.3	130 / 21
		T-135	XH-16	20	M20	450/3	12/3	13.7	6214	60.9	140 / 22
		T-150	XXH-12	18	M18	375/4	15/4	15.1	6849	67.2	160 / 23
		T-180		14	M14	450/4	12/4	17.6	7983	78.3	180 / 24
		T-240		12	M12	600/4	10/4	19.3	8754	85.8	200 / 25
		T-300		8	M8	750/4	8/4	26.5	12020	117.9	230 / 26
T-350							6/4	28.6	12973	127.2	230 / 26
Poly Wrapped Poly Core Perma Core®	Ex-Light Weight	T-16		200	M180	80/2	65/2	1.7	771	7.6	65 / 9
		T-18	XXF-140	180	M180	90/2	59/2	2.1	953	9.3	70 / 10
	Light Weight	T-24	XF-100	120	M120	120/2	45/2	2.7	1225	12.0	75 / 11
		T-30	MF-70	100	M100	150/2	35/2	3.5	1588	15.6	80 / 12
	Medium Weight	T-40	M-50	75	M75	200/2	29/2	4.5	2041	20.0	90 / 14
		T-50	H-30	60	M60	250/2	20/2	6.7	3039	29.8	110 / 18
	Heavy Weight	T-60	T-60	50	M50	300/2	18/2	7.8	3538	34.7	110 / 18
		T-80	T-80H	36	M36	400/2	15/2	9.0	4082	40.0	120 / 19
		T-105	T-100	30	M30	525/2	12/2	10.6	4808	47.1	125 / 20
	Ex-Heavy Weight	T-120	T-120	25	M25	400/3	15/3	13.5	6124	60.0	130 / 21
		T-135		20	M20	450/3	12/3	16.6	7258	71.2	140 / 22
		T-150		18	M18	375/4	15/4	18.0	8165	80.1	160 / 24
		T-180		14	M14	450/4	12/4	21.0	9526	93.4	180 / 24
T-240			12	M12	600/4	10/4	25.1	11385	111.6	200 / 25	
T-300		10	M10	750/4	7/4	31.5	14288	140.1	230 / 26		
Spun Poly Perma Spun® Excell®	Ex-Light Weight	T-16					70/2	1.2	544	5.3	65 / 9
		T-18		180	602	90/2	60/2	1.4	635	6.2	70 / 10
		T-21		140	803	70/3	80/3	1.8	816	8.0	70 / 10
		T-21	100/2	140	502	105/2	53/2	1.7	771	7.6	70 / 10
	Light Weight	T-27	70/2	120		135/2	43/2	2.1	953	9.3	75 / 11
		T-27	50/3	120	603	90/3	60/3	2.2	998	9.8	75 / 11
		T-30		100		100/3	53/3	2.3	1043	10.2	80 / 12
	Medium Weight	T-40	50/2	75		200/2	29/2	3.2	1452	14.2	90 / 14
		T-45	40/3	75	403	150/3	40/3	3.6	1633	16.0	90 / 14
		T-60		50		300/2	19/2	4.7	2132	20.9	110 / 18
		T-60	30/3	50	604	200/3	29/3	4.8	2177	21.4	110 / 18
	Heavy Weight	T-70	24/3	40		233/3	24/3	6.3	2858	28.0	110 / 18
		T-80				400/2	14/2	7.1	3221	31.6	120 / 19
		T-90	20/3	36	606/203	300/3	19/3	7.6	3447	33.8	120 / 20
		T-105	16/3	30		350/3	16/3	9.7	4400	43.1	125 / 20
Ex-Heavy Weight	T-120		25	204	300/4	20/4	10.6	4808	47.1	130 / 21	
	T-135		20	T22	450/3	12/3	11.1	5035	49.4	140 / 22	
	T-240		12		480/5	12/5	19.8	8981	88.1	200 / 25	
	T-270		11	Gimp	300/9	20/9					NA

Thread Construction & A&E Brand	Application	Tex Size	Old A&E Tkt #	Metric	Far East	D-tex	Cotton Count	Avg.* Strength (lbs.)	Avg.* Strength (grms.)	Avg.* Strength (N)	Ndl Sz.** Min. Sz.
Air Entangled Poly Magic®	Light Weight	T-21	100	180	M180	210/1		2.2	998	9.8	70 / 10
		T-27	70	100	M100	270/1		2.7	1225	12.0	75 / 11
	Medium Weight	T-40	50	75	M75	400/1		3.9	1769	17.3	90 / 14
		T-45		75	M75	450/1		4.9	2223	21.8	100 / 16
	Heavy Weight	T-60	30	50	M50	600/1		7.2	3266	32.0	110 / 18
		T-90		30	M30	900/1		9.5	4309	42.3	120 / 20
T-135			20	M20	1350/1		14.7	6668	65.4	150 / 24	
	Application	Tex Size	USA	Metric	Far East	D-Tex	Denier Size	Avg.* Strength (lbs.)	Avg.* Strength (Grms)	Avg.* Strength (Nwts)	Ndl Sz.** Min. Sz.
Textured Poly Wildcat Plus®	Light Weight	T-18	T-18	M180	715	180/1	150	1.6	726	7.1	60 / 8
		T-24	T-24	M120	720	240/1	200	2.1	953	9.3	65 / 9
	Medium Weight	T-35	T-35	M110	730	175/2	300	3.2	1452	14.2	75 / 10
		T-50	T-50	M75		167/3	450	5.3	2404	23.6	90 / 14
	Heavy Weight	T-70	T-70	M40	760	350/2	600	5.9	2676	26.2	110 / 18
		T-105	T-105			350/3	900	7.7	3493	34.2	140 / 22

Embroidery Threads	Application	TKT Size	Yarn Construction	Denier	D-Tex	Actual Tex Size	Avg.* Strength (lbs.)	Avg.* Strength (Grms)	Avg.* Strength (Nwts)	Ndl Sz.** Min. Sz.
Super Strength Rayon®	Light to Med. Wt.	Tkt 40	120d x 2	240	131/2	26.7	1.49	676	6.6	65 / 9
		Tkt 35	150d x 2	300	167/2	33.3	1.81	821	8.1	70 / 10
Super Brite Polyester®	Light to Med. Wt	Tkt 40	120d x 2	240	131/2	26.7	2..90	1315	12.9	65 / 9
"J" Metallic™	Light to Med. Wt	Tkt 40	240d x 1	240	131/2	27.7	2.84	1288	12.6	70 / 10
Signature®	Light Weight	Tkt 60			150/1	15.0	1.22	553	5.4	65 / 9
	Medium Weight	Tkt 40			213/1	21.3	1.83	830	8.1	65 / 9
		Tkt 30			353/1	35.3	3.44	1560	15.3	75 / 11
	Heavy Weight	Tkt 20			513/1	51.3	4.48	2031	19.9	100 / 16
	X-Heavy Weight	Tkt 10			666/1	66.6	6.45	2926	28.7	110 / 18
Moonglow®	Light to Med. Wt	Tkt 40	120d x 2	240	131/2	26.7	1.10	499	4.9	70 / 10
Super Safe™	Light to Med. Wt.	Tex 27	40 / 2	265	135/2		1.72	780	7.7	70 / 10

Notes:

*SEB - Single End Break (lbs.) All strengths are for comparative purposes and should not be used as minimum requirements.

**Minimum recommended needle sizes. Includes both the newer Metric Needle Size designation and the older Singer needle size designation.

Thread Construction & A&E Brand	Tex Size	Denier Construction	Finish BT- Bonded SST - Soft & Stretch STX - Not Stretched	Metric Size	D-Tex	Old Tkt.	US Gov. Tkt VT295E	Avg.* Strength (Lbs.)	Avg.* Strength (grams)	Avg.* Strength (N)	Ndl Sz.** Min. Sz.
CF Twisted Multifilament Nylon Anafil® Nylon	T-14	60d X 2	SST	200	70/2			1.7	771	5.3	55 / 7
	T-16	70d X 2	BT, SST, STX	180	80/2		OO	1.9	862	8.5	65 / 9
	T-21	70d X 3	BT, SST, STX	140	70/3		A	2.8	1270	12.5	70 / 10
	T-30	100d X 3	BT, SST, STX	100	100/3	33	AA	4.7	2132	20.9	80 / 12
	T-45	210d X 2	BT, SST, STX	60	225/2	46	B/2	7.4	3357	32.9	90 / 14
	T-70	210d X 3	BT, SST, STX	40	235/3	69	E	11.1	5035	49.4	110 / 18
	T-90	210d X 4	BT, SST, STX	30	225/4	92	F	14.9	6759	66.3	125 / 20
	T-105	315d X 3	BT	25	350/3			16.3	73.9	72.5	140 / 22
	T-135	420d X 3	BT, SST, STX	20	450/3	138	FF	23	10433	102.3	140 / 22
	T-210	630d X 3	BT, SST	13	700/3	207	#3	34	15422	151.2	160 / 28
	T-270	840d X 3	BT, SST	10	900/3	277	#4	47	21319	209.1	180
	T-350	840d X 4	BT, SST	8	900/4	346	#5	53	24041	235.7	230
	T-400	1260d X 3	BT, SST	7	1400/3	415	#6	74	33566	329.2	250
	T-600	1680d X3	BT, SST	5	2000/3	554	#8	96	43546	427.0	280
T-700	1890d X3	BT, SST	4	2300/3	693	#10	106	48082	471.5	300	
Thread Construction & A&E Brand	Tex Size	Denier Construction	Finish BMX = Bonded Monocord	Metric Size	D-Tex	Old Tkt.	US Gov. Tkt VT295E	Avg.* Strength (Lbs.)	Avg.* Strength (grams)	Avg.* Strength (N)	Ndl Sz.** Min. Sz.
CF Monocord Nylon Anecord® Nylon	T-16	140d X 1	BMX	180	160/1			1.7	771	5.3	55 / 7
	T-18	170d X 1	BMX	160	180/1		OO	2.5	1134	7.6	55 / 7
	T-27	235d X 1	BMX	140	270/1		A	3.4	1542	11.1	65 / 9
	T-30	280d X 1	BMX	100	300/1			4.1	1860	15.1	70 / 10
	T-35	315d X 1	BMX	80	350/1		AA	4.5	2041	18.2	80 / 12
	T-45	420d X 1	BMX	60	450/1	46	B	7.4	3357	32.9	80 / 12
	T-60	525d X 1	BMX	50	600/1			9.8	4445	43.6	100 / 16
	T-70	630d X 1	BMX	40	700/1	63	E	11.5	5216	51.2	110 / 18
	T-90	840d X 1	BMX	30	900/1		F	13.8	6260	61.4	125 / 20
	T-105	1050d X 1	BMX	25	1050/1			19	8618	84.5	140 / 22
	T-135	1260d X 1	BMX	20	1350/1			26	11794	115.6	140 / 22
	T-150	1470d X 1	BMX	15	1500/1			29	13154	129.0	160 / 24
T-350		BMX	8	3500/1			53	24041	235.7	230	

Notes:

*SEB - Single End Break (lbs.) All strengths are for comparative purposes and should not be used as minimum requirements.

**Minimum recommended needle sizes. Includes both the newer Metric needle size designation and the older Singer needle size designation.

Thread Construction & A&E Brand	<u>Tex Size</u>	<u>Denier Construction</u>	<u>Finish</u> BT- Bonded SST – Soft & Stretch STX – Not Stretched	<u>Metric Size</u>	<u>D-TEX</u>	<u>Old Tkt.</u>	<u>US Gov. Tkt</u> VT285E, Mil-DTL 32072	<u>Avg.* Strength (Lbs.)</u>	<u>Avg.* Strength (grams)</u>	<u>Avg.* Strength (N)</u>	<u>Ndl Sz.** Min. Sz.</u>
CF Twisted Multifilament Polyester Anefil® Poly	T-16	67d X 2	BT, SST, STX	180	180/2		OO	1.8	816	8.0	65 / 9
	T-21	67d X 3	BT, SST, STX	140	70/3		A	3.4	1542	15.1	70 / 10
	T-30	125d X 2	BT, SST, STX	100	150/2	33	AA	3.7	1678	16.5	80 / 12
	T-35	110d X 3	STX	100	120/3	33		5.2	2359	23.1	80 / 12
	T-45	220d X 2	BT, SST, STX	60	225/2	46	B/2	6.8	3084	30.2	100 / 16
	T-50	150d X 3	STX		170/3	60	B/3	6.0	2722	26.7	110 / 18
	T-70	220d X 3	BT, SST, STX	40	235/3	69	E	10.0	4536	44.5	110 / 18
	T-90	220d X 4	BT, SST, STX	30	225/4	92	F	13.3	6033	59.2	120 / 20
	T-135	420d X 3	BT, SST, STX	20	450/3	138	FF	20	9072	89.0	140 / 22
	T-210	630d X 3	BT, SST	15	700/3	207	#3	31	14062	137.9	160 / 24
	T-270	840d X 3	BT, SST	10	900/3	277	#4	41	18598	182.4	180 / 25
	T-350	1100d X 3	BT, SST, STX	8	1200/3	346	#5	57	25855	253.5	230 / 26
	T-400	1300d X 3	BT, STX	7	1333/3	415	#6	66	29938	293.6	250 / 27
	T-600	1300d X 4	BT, SST	5	1500/4	554	#8	91	41278	404.8	280
	T-700	2000d X 3	BT, SST	4	2300/3	693	#10	92	41731	409.2	300
Thread Construction & A&E Brand	<u>Tex Size</u>	<u>Denier Construction</u>	<u>Finish</u> BMX = Bonded Monocord	<u>Metric Size</u>	<u>D-TEX</u>	<u>Old Tkt.</u>	<u>US Gov. Tkt</u> VT285E	<u>Avg.* Strength (Lbs.)</u>	<u>Avg.* Strength (grams)</u>	<u>Avg.* Strength (N)</u>	<u>Ndl Sz.** Min. Sz.</u>
CF Monocord Poly Anecord® Poly	T-14	125d X 1	BMX	220	140/1			1.9	862	8.5	65 / 9
	T-45	440d X 1	BMX	60	450/1	46		7.2	3266	32.0	100 / 16
	T-70	640d X 1	BMX	40	700/1	63		10.4	4717	46.3	110 / 18
	T-90	840d X 1	BMX	30	900/1			14.0	6350	62.3	120 / 20
	T-105	1000d X 1	BMX	25	1050/1			16.8	7620	74.7	125 / 21
	T-120	1100 X 1	BMX	20	1200/1			19.0	8618	84.5	140 / 22
	T-135	1300d X 1	BMX	20	1350/1			22.7	10297	101.0	140 / 22
	T-180	1800d X 1	BMX	15	1800/1			34	15422	151.2	160 / 24
	T-210	2000d X 1	BMX	15	2100/1			37	16783	164.6	180 / 25

Notes:

*SEB - Single End Break (lbs.) All strengths are for comparative purposes and should not be used as minimum requirements.

**Minimum recommended needle sizes. Includes the Metric needle size designation and the Singer needle size designation.